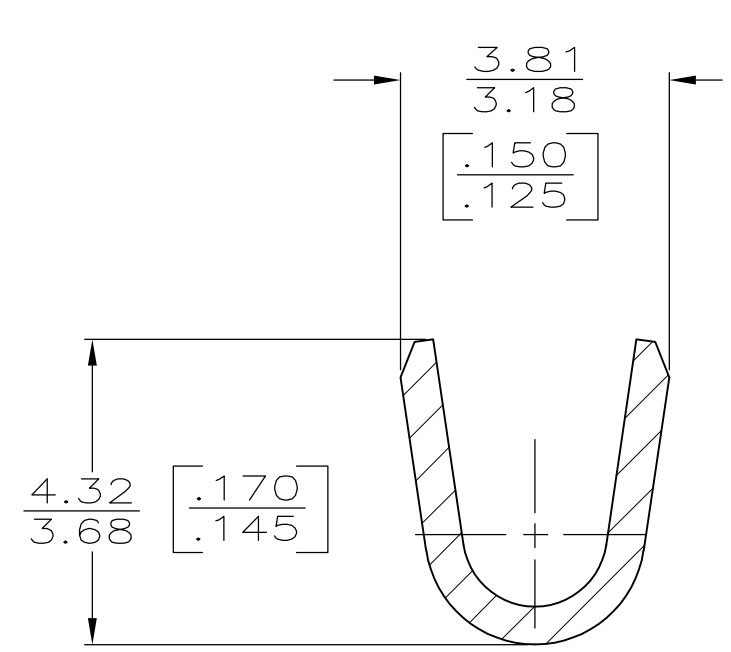
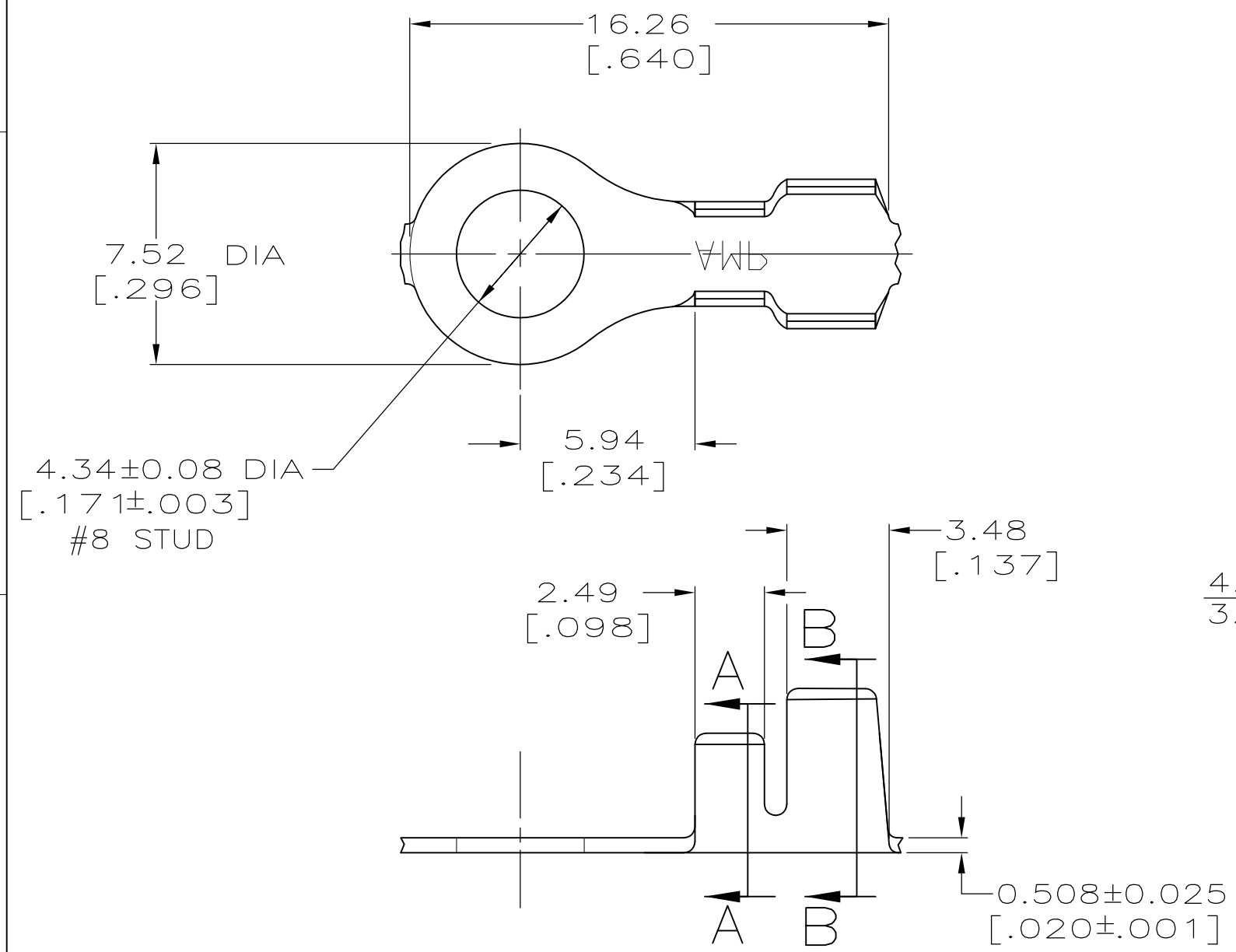


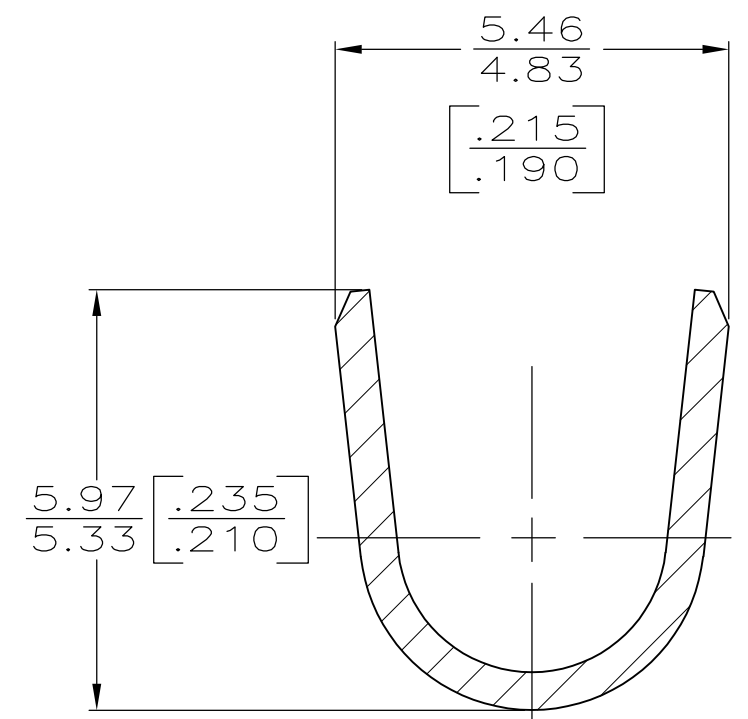
THIS DRAWING IS UNPUBLISHED. RELEASED FOR PUBLICATION  
 © COPYRIGHT - By - ALL RIGHTS RESERVED.

LOC	DIST	REVISIONS			
P	LTR	DESCRIPTION	DATE	DWN	APVD
AF	50	S1	REVISED PER ECO-11-004587	11MAR11	RK HMR

- 1 CONTINUOUS STRIP ON REEL.
- △2 TIN PLATING.
- △3 NICKEL PLATING.



SECTION A-A  
SCALE 10:1



SECTION B-B  
SCALE 10:1

FINISH	MATERIAL	INSULATION RANGE	WIRE RANGE	PART NO
△3	T3 STEEL	3.05-4.32 DIA	[18-14] AWG	41332-1
△2	082 BRASS	[.120-.170]		41332

F OR O	WIDTH	STRIP LENGTH	F	WIDTH	HEIGHT	WIRE
	4.57 [.180]	4.06 [.160]		3.05 [.120]	1.96 [.077] [14]	
					1.73 [.068] [16]	
					1.60 [.063] [18]	
		±0.38 ± [.015]			±0.051 [±.002]	
INSUL BARREL CRIMP			WIRE BARREL CRIMP			

THIS DRAWING IS A CONTROLLED DOCUMENT.

DIMENSIONS: INCHES

TOLERANCES UNLESS OTHERWISE SPECIFIED:

0 PLC	± -
1 PLC	± -
2 PLC	± 0.25 [.010]
3 PLC	± -
4 PLC	± -
ANGLES	± -

MATERIAL: SEE TABLE

FINISH: SEE TABLE

DWN P FORTNEY 7/22/91  
 CHK MS FEHER 8/8/91  
 APVD G YETTER 8/12/91

**STE** TE Connectivity

PRODUCT SPEC: RING

APPLICATION SPEC: -

WEIGHT: -

CUSTOMER DRAWING

SIZE: A3 CAGE CODE: 00779 DRAWING NO: C-41332 RESTRICTED TO: -

SCALE: 5:1 SHEET: 1 OF 1 REV: S1